

Start creating, sharing and exploring great visual content today

Login with Facebook

Sign Up

Log In

# Baby Boomers "Boom" Out of Marriage

570

Views

0

Likes

0

Comments

Added by Amcoffey + Follow

0

Like

0

Tweet

0

+1

0

10

Pin it

0

Share

Email



Within the United States, divorce has become a common occurrence. Should you or someone you know consider filing for a divorce, it would be wise to consult with an attorney who practices divorce.

### Credits

Published by Total Divorce

Designed by Unknown. Add credit

### More Info

Added: 11 months ago

Rank: 397 of 537 in Love and Sex

Tags: baby boomers, divorce, marriage

Source: <http://www.totaldivorce.com/blog/2012/08/24/baby-boomers-boom-out-of-marriage/>

Incorrect or Missing URL? Let us know

**DESIGNER ON DEMAND**

Visual.ly understands infographics. Let our pro designers handle your next project >>

POWERED BY visual.ly

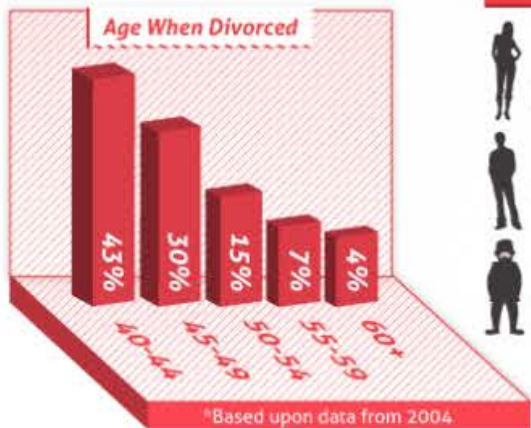
**1 in 10** people  
50 years of age or  
older got divorced. <sup>[1]</sup>



By 2009,  
that number was **1 in 4**



### Who are they? <sup>[2]</sup>



That means

**73%**  
of baby boomers  
divorced in their **40's**


**22%**  
divorced in their **50's**  
and only

**4%**  
divorced at age **60**  
and older.



\* Of those **women aged 45 to 63**, **58%** are divorced. <sup>[3]</sup>

### Who wanted the divorce? <sup>[2]</sup>



#### Who asks more, men or women?



of **women** reported they  
asked for the divorce.



of **men** reported they  
asked for the divorce.

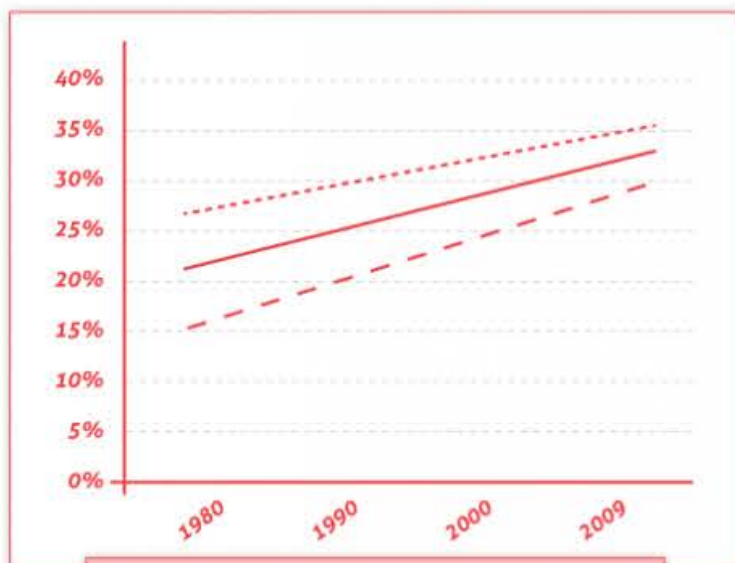
**SIGN UP**

**TO OUR NEWSLETTER**

to get graphics in email



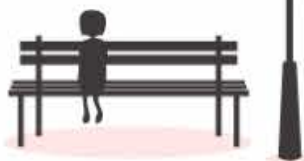
## Unmarried Individuals Through the Decades <sup>[3]</sup>



Baby boomers who weren't married were more **vulnerable financially, socially, and health-wise** than those who had a spouse. <sup>[3]</sup>

However,

divorced boomers were **healthier and wealthier** than those who had never been married or were widowed.




Around

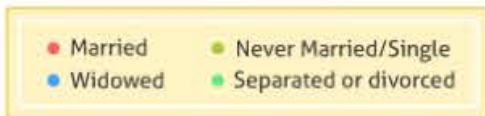
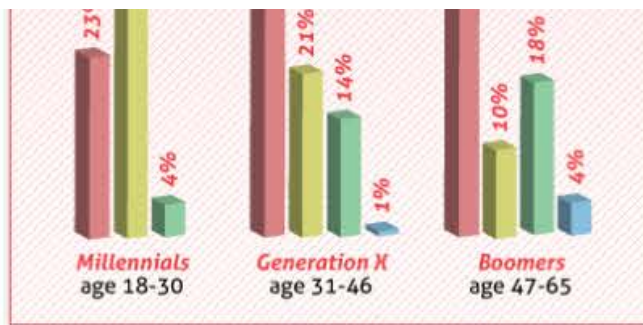
**20%** of baby boomers that are **unmarried** are considered **poor** as opposed to just **4%** of married boomers. <sup>[3]</sup>

- ★ **Unmarried individuals** are also less likely to have **health insurance** than those who are married.
- ★ **Unmarried individuals** are more likely to **rely on public assistance**.



## The Generation Gap <sup>[4]</sup>





## Conclusion

**Baby boomers** who manage to *stay married* throughout the decades are becoming more and more of a *rare occurrence*. Their *parents' divorces* could perhaps explain why the percentage of *single Millennials* is so *high* in comparison to the generations before.

Brought to you by:



## Sources

- [1] <http://online.wsj.com/article/SB10001424052970203753704577255230471480276.html>
- [2] <http://assets.aarp.org/rgcenter/general/divorce.pdf>
- [3] <http://papers.ccpr.ucla.edu/papers/PWP-BGSU-2012-028/PWP-BGSU-2012-028.pdf>
- [4] <http://www.pewsocialtrends.org/2010/02/24/interactive-graphic-demographic-portrait-of-fourgenerations/>

< / > Click here to embed this graphic on your website

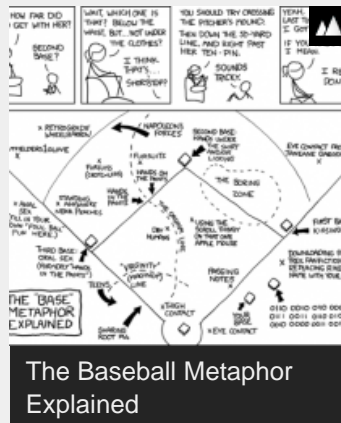
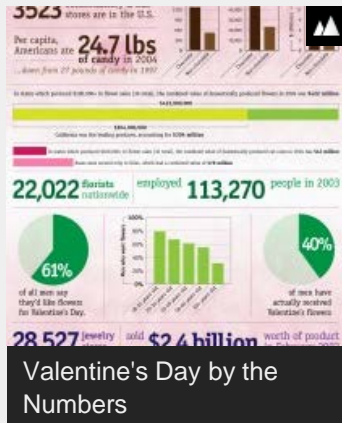
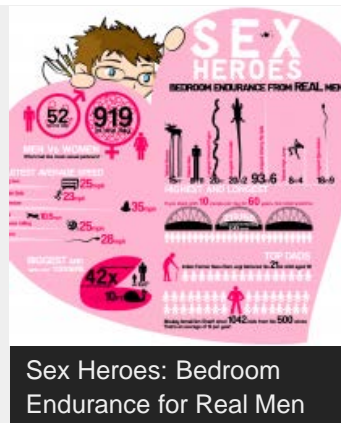



Comment using...

Facebook social plugin

More Infographics





Show More



Telling Stories With Data